

Quick Connect / Metal Connectors / Instrument tube & pipe fittings Supplier /  
Instrumentation Quick Release Couplings / Push-to-Connect Quick Coupling



## TECHNICAL SPECIFICATIONS

The series XYG-KC is a double shutoff coupling in which both couplings and plugs are fitted with valves. The valves in both the coupling and the plug open when connected. Both valves close virtually simultaneously when disconnected, ensuring minimum leakage loss.

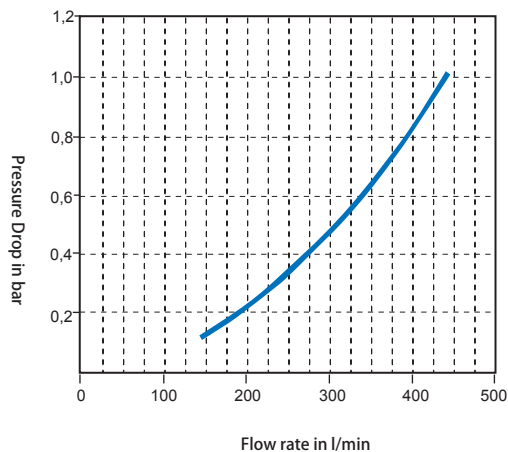
The coupling offers a single-handed operation, has extremely compact dimensions and a high flow rate with a multitude of connection options, e.g. with air tools, pneumatic equipment, medical engineering, air supply for respiratory purposes, diving equipment, measuring and control equipment, laboratory installations, chemistry, analysis and dosage

## DOUBLE SHUTOFF

Working Pressure (static): AISI 316 - 0 up to 1500 psi

Brass: 0 up to 1000 psi

Working Temperature: -20°C up to +100°C (dependent on the seal material and medium)



### MATERIALS: NON PLATED BRASS AND 316 STAINLESS STEEL

Components	Brass Body	St. St. Body
Back Body	Brass	AISI 316 SS
Valve Body	Brass	AISI 316 TI SS
Sleeve	Brass	AISI 316 TI SS
Valve	Brass	AISI 316 TI SS
Spring	AISI 304	AISI 316 TI SS
Locking Balls / Pins	AISI 402	AISI 316SS
Seals	(Buna N)	(Viton)
Plug	Brass	AISI 316 TI SS

Seal Material: Buna N, Viton®, Kalrez®, Ethylene-Propylene, Surface Nickel Plated, Chrome Plated, Durnicoat

Special Service: oil and grease free, silicon free, dry break version, thermoplastic version

Safety Feature: Locking coupling system

## ● TEST VALUE AT 20°C (CONTINGENT ON VERSION)

Air-flow rate: 310 l/min at 6 bars inlet pressure and 0.5 bar pressure drop

Water-Flow Rate: 3.1 l/min at 0.5 bar pressure drop

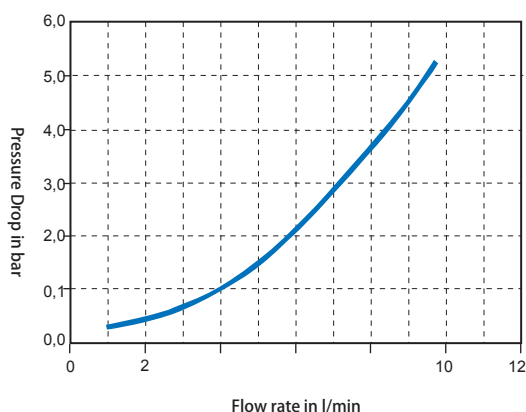
Connecting force: w/o pressure app. 35 N at 6 bar inlet pressure app. 60N

Disconnecting Force: w/o pressure app. 10 N at 6 bar inlet pressure app. 15 N

Safety Factor: AISI 316: at least 4 times; burst pressure - at least 6000 psi

Brass: at least 4 times; burst pressure - at least 4000 psi

Fatigue: 5000 cycles connecting/disconnecting: tightness and function O.K. when Quick Connector is used from 0 to 500 psi



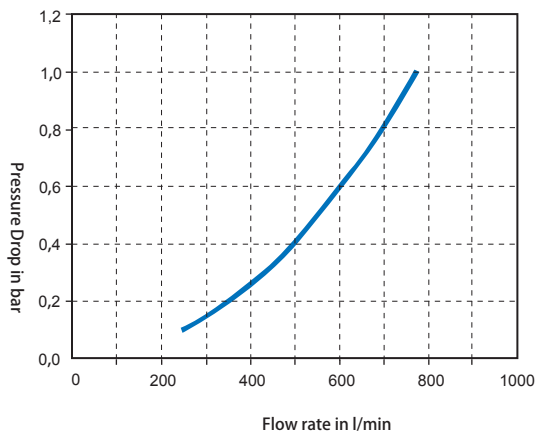
## SINGLE SHUTOFF

Working Pressure (static): AISI 316 - 0 up to 1500 psi

Brass : 0 up to 1000 psi

Working Temperature: -20°C up to +100°C (dependent

seal material and medium)

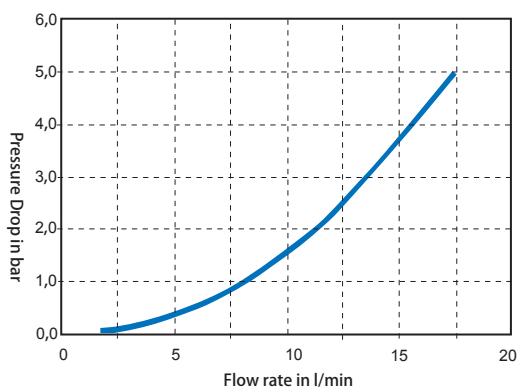


Seal Material: Viton®, Kalrez®, Ethylene Propylene

Special Services: oil and grease free, silicon free, dry break

version, thermolastic version, vacuum version

Safety Features: Locking coupling system



### MATERIALS: NON PLATED BRASS AND 316 STAINLESS STEEL

Components	Brass Body	St. St. Body
Back Body	Brass	AISI 316 SS
Valve Body	Brass	AISI 316 SS
Sleeve	Brass	AISI 316 SS
Valve	Brass	AISI 316 SS
Spring	AISI 304	AISI 316 SS
Locking Balls / Pins	AISI 402	AISI 316 SS
Seals	(Buna N)	(Viton)
Plugs	Brass	AISI 316 TI SS